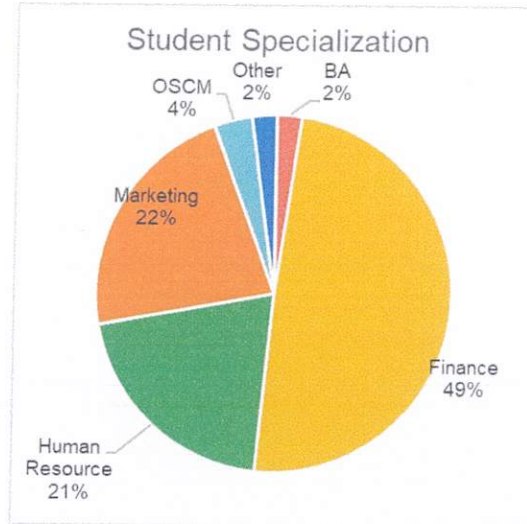




## Student Feedback on Academic Performance and Ambience of Institution 2023-24

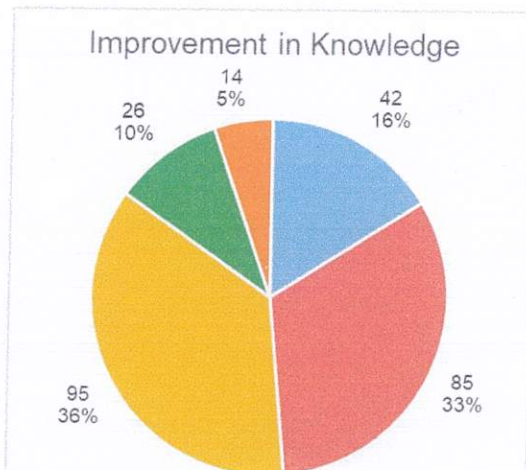
### 1) Student's Specialization

Student's Specialization	Response
BA	2%
Finance	49%
Human Resource	21%
Marketing	22%
OSCM	3%
Other	2%



### 2) Please rate the achievement of the following learning values through curriculum KSA framework [Knowledge]?

Rating	Response
5	16%
4	32%
3	36%
2	10%
1	5%

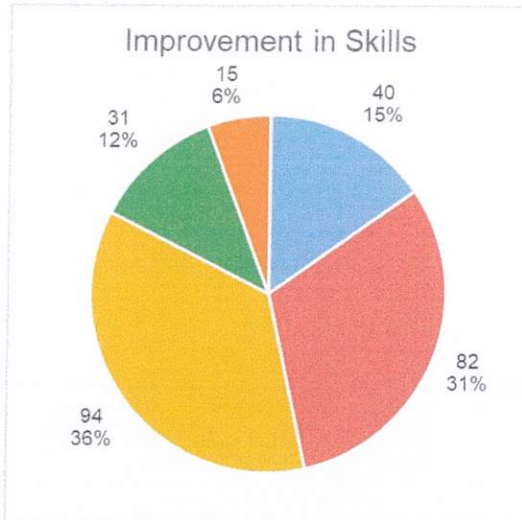




## Student Feedback on Academic Performance and Ambience of Institution 2023-24

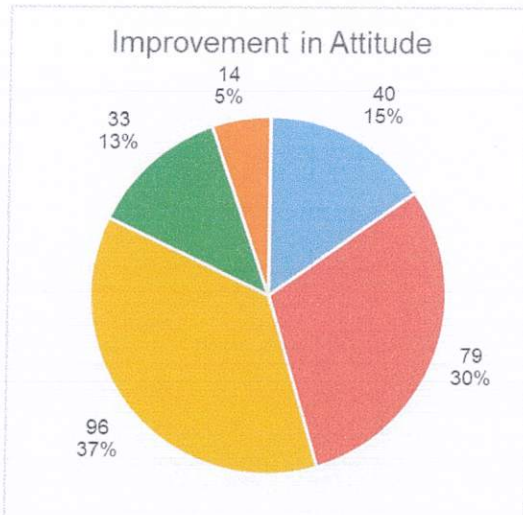
3) Please rate the achievement of the following learning values through curriculum KSA framework [Skills ]

Ranking	Response
5	15%
4	31%
3	36%
2	12%
1	6%



4) Please rate the achievement of the following learning values through curriculum KSA framework [Attitude]

Ranking	Response
5	15%
4	30%
3	37%
2	13%
1	5%

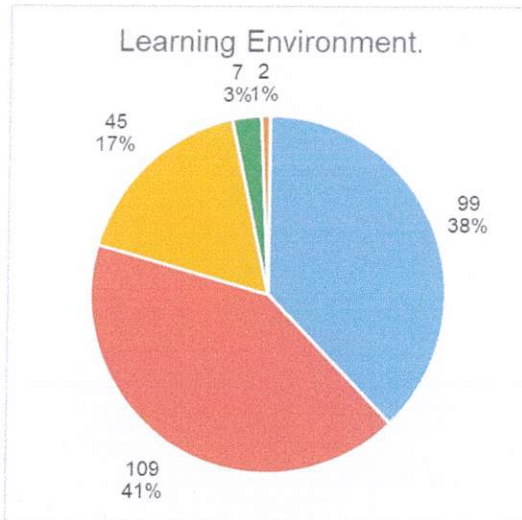




## Student Feedback on Academic Performance and Ambience of Institution 2023-24

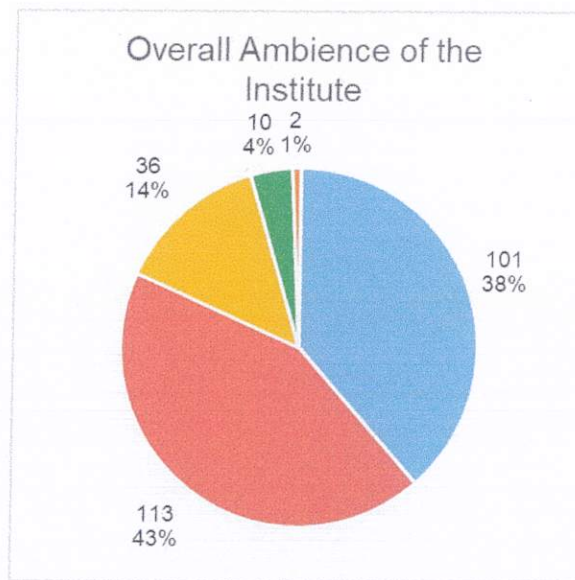
### 5) Learning Environment.

Ranking	Response
5	38%
4	42%
3	17%
2	3%
1	1%



### 6) Overall Ambience of the Institute

Ranking	Response
5	39%
4	43%
3	14%
2	4%
1	1%

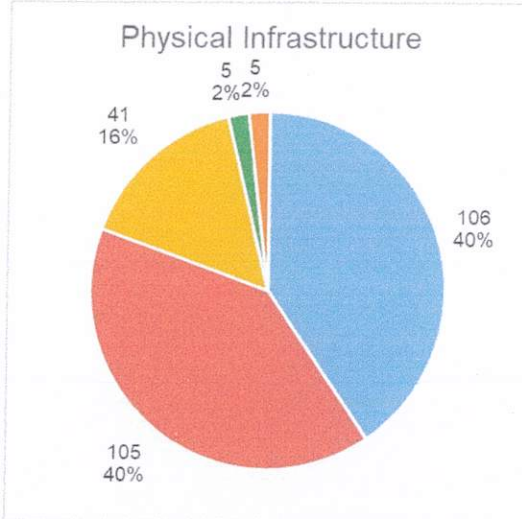




## Student Feedback on Academic Performance and Ambience of Institution 2023-24

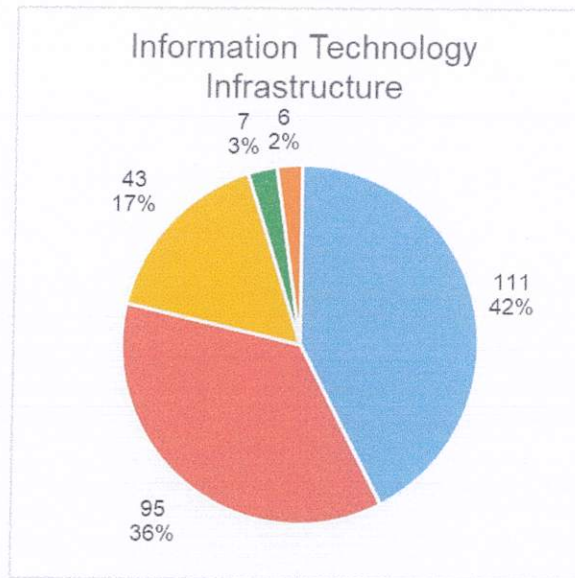
### 7) Physical Infrastructure.

Ranking	Response
5	40%
4	40%
3	16%
2	2%
1	2%



### 8) Information Technology Infrastructure.

Ranking	Response
5	42%
4	36%
3	16%
2	3%
1	2%

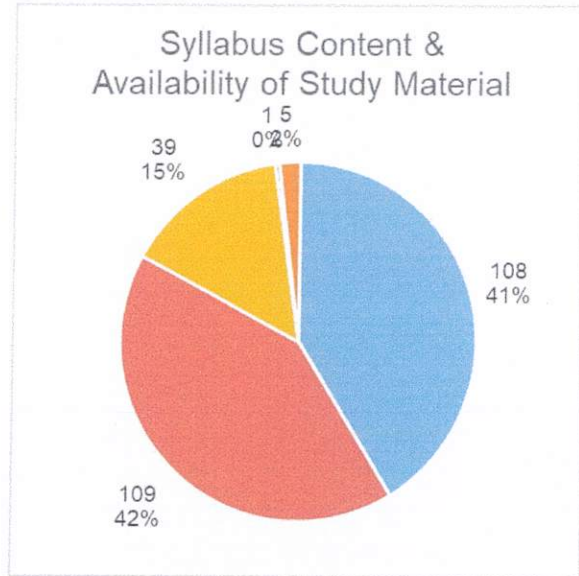




## Student Feedback on Academic Performance and Ambience of Institution 2023-24

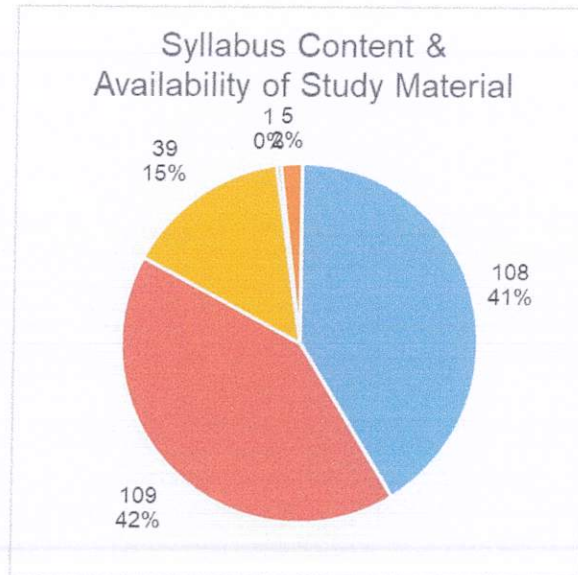
**9) How do you rate the syllabus contents and availability of the text and reference books in the Market.**

Ranking	Response
5	41%
4	42%
3	15%
2	0%
1	2%



**10) Rate overall contribution of the Institution in your Career Development**

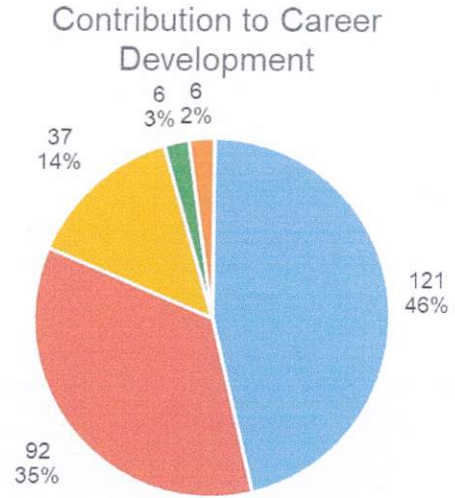
Ranking	Response
5	46%
4	35%
3	14%
2	2%
1	2%



## Student Feedback on Academic Performance and Ambience of Institution 2023-24

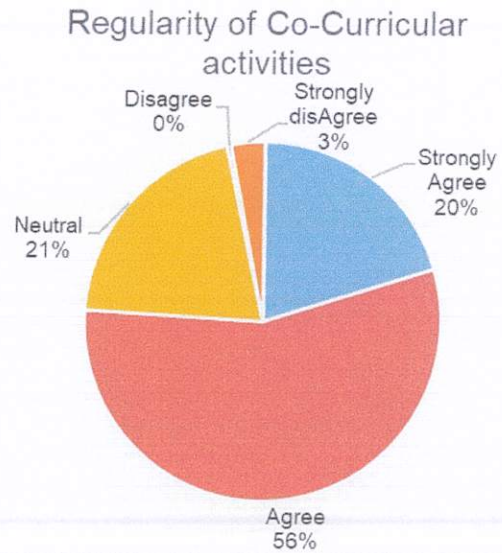
**11) Rate overall contribution of the Institution in your Career Development**

Ranking	Response
5	46%
4	35%
3	14%
2	2%
1	2%



**12) Co-Curricular activities (Value added Certifications/Workshop/Conference/Placement Training) Conducted regularly.**

Ranking	Response
Strongly Agree	20%
Agree	56%
Neutral	21%
Disagree	0%
Strongly disAgree	3%

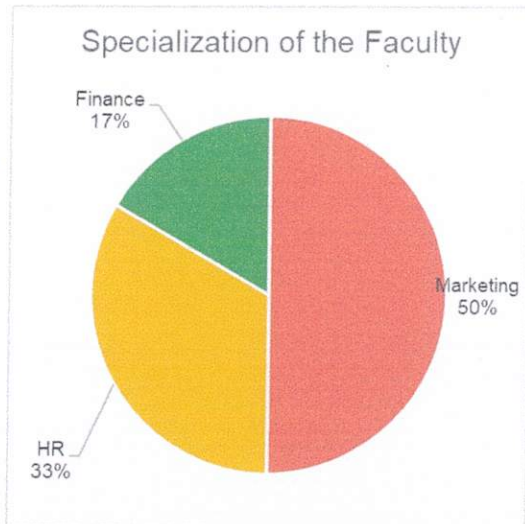




## Teachers' Feedback on Academic Performance and Ambience of Institution 2023-24

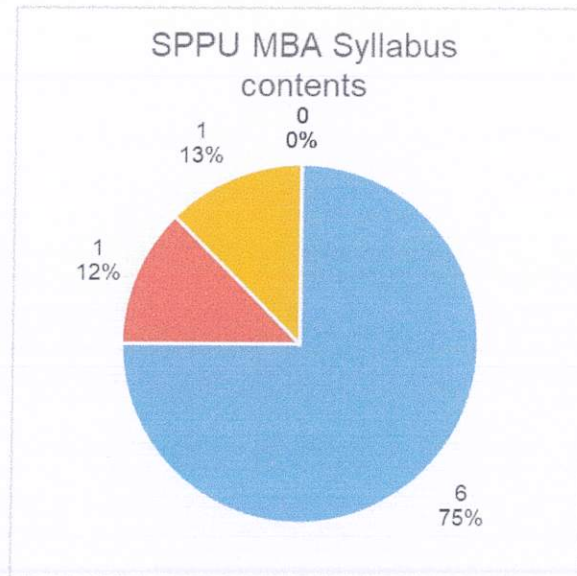
### 1) Specialization of the Faculty

Teacher's Specialization	Response
Marketing	50%
HR	33%
Finance	17%



### 2) Rate on SPPU MBA Syllabus contents for students learning and development

Rating	Response
5	75%
4	13%
3	13%
2	0%
1	0%

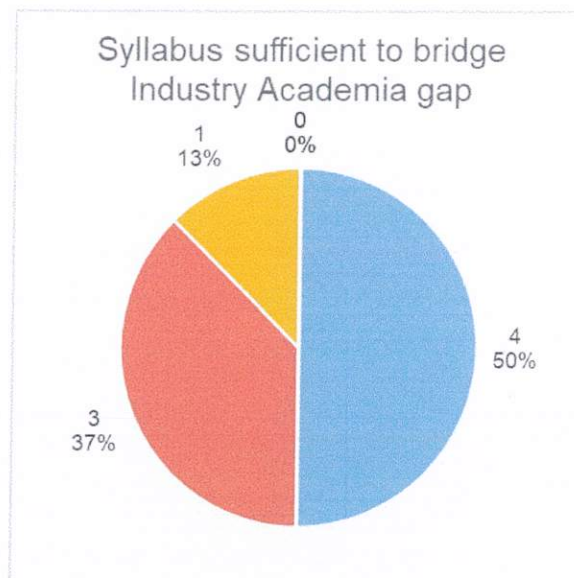




### Teachers' Feedback on Academic Performance and Ambience of Institution 2023-24

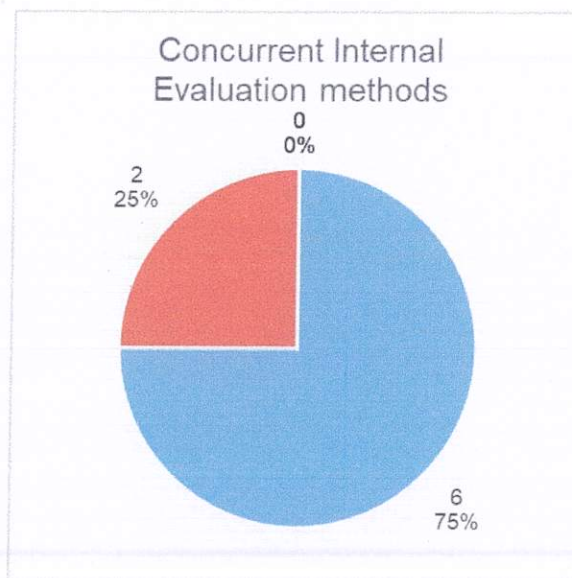
3) SPPU syllabus sufficient to bridge the gap between industry standards and academics

Ranking	Response
5	50%
4	38%
3	13%
2	0%
1	0%



4) The concurrent Internal Evaluation methods

Ranking	Response
5	75%
4	25%
3	0%
2	0%
1	0%



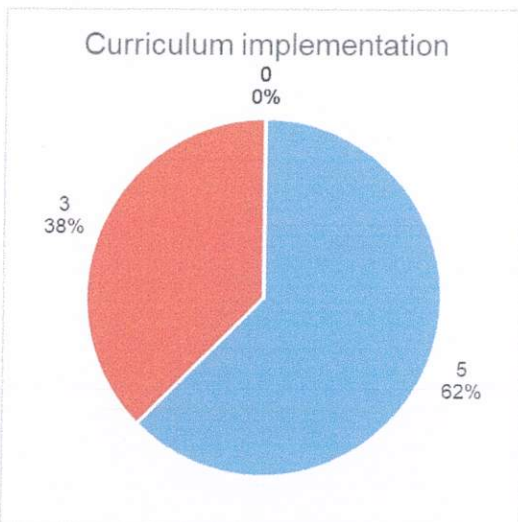




### Teachers' Feedback on Academic Performance and Ambience of Institution 2023-24

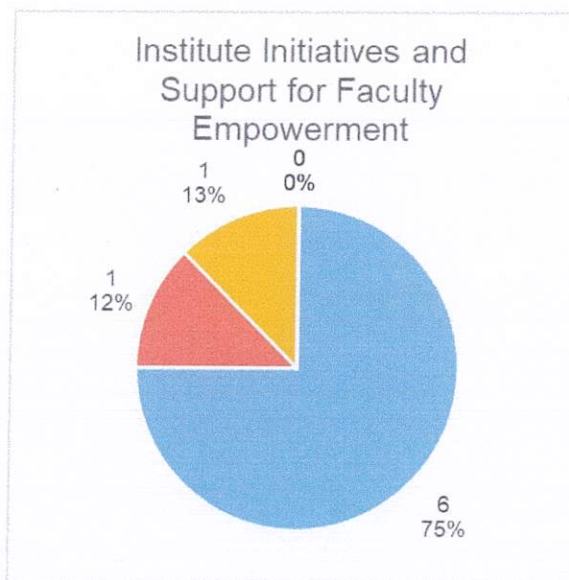
5) Rate the curriculum implementation at the Institute in the context of employability enhancement

Ranking	Response
5	63%
4	38%
3	0%
2	0%
1	0%



6) Rate Institute Initiatives and Support for Faculty Empowerment

Ranking	Response
5	75%
4	13%
3	13%
2	0%
1	0%

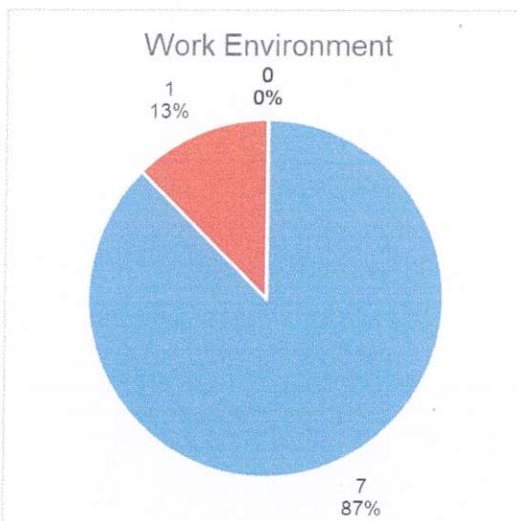




### Teachers' Feedback on Academic Performance and Ambience of Institution 2023-24

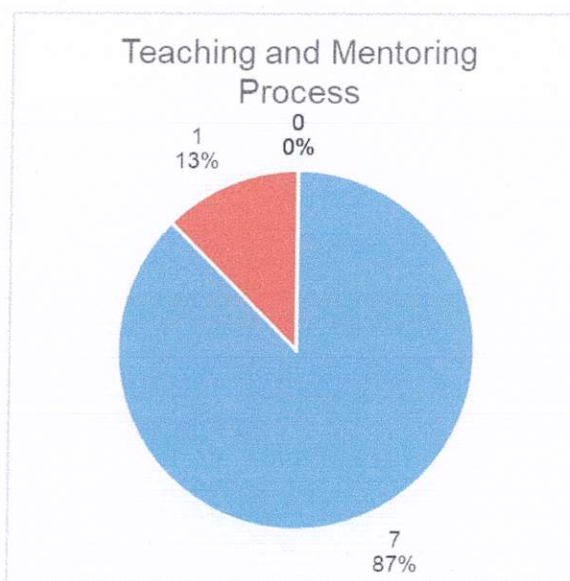
#### 7) Work Environment.

Ranking	Response
5	88%
4	13%
3	0%
2	0%
1	0%



#### 8) Teaching and Mentoring Process

Ranking	Response
5	88%
4	13%
3	0%
2	0%
1	0%

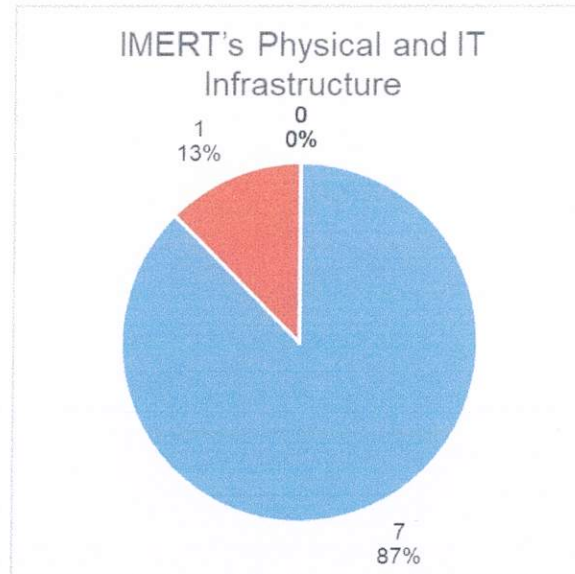




### Teachers' Feedback on Academic Performance and Ambience of Institution 2023-24

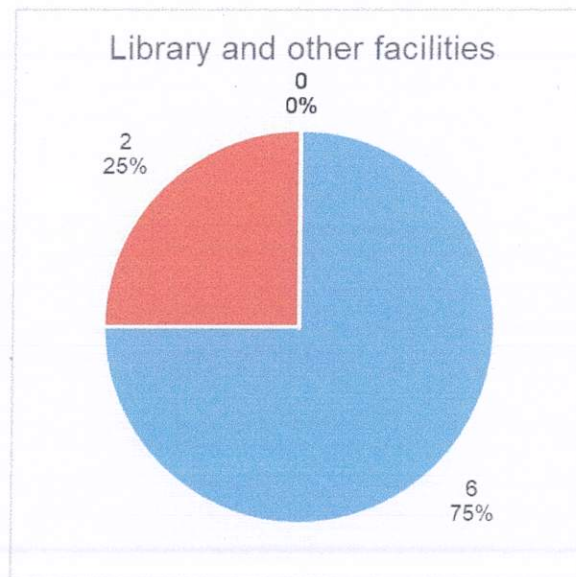
#### 9) IMERT's Physical and IT Infrastructure

Ranking	Response
5	88%
4	13%
3	0%
2	0%
1	0%



#### 10) Library and other facilities

Ranking	Response
5	75%
4	25%
3	0%
2	0%
1	0%

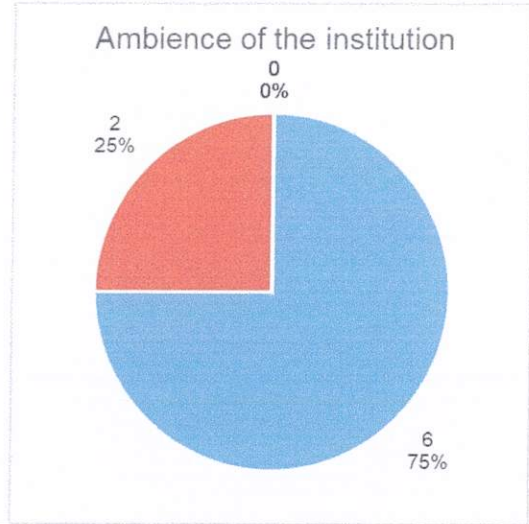




### Teachers' Feedback on Academic Performance and Ambience of Institution 2023-24

#### 11) Ambience of the institution

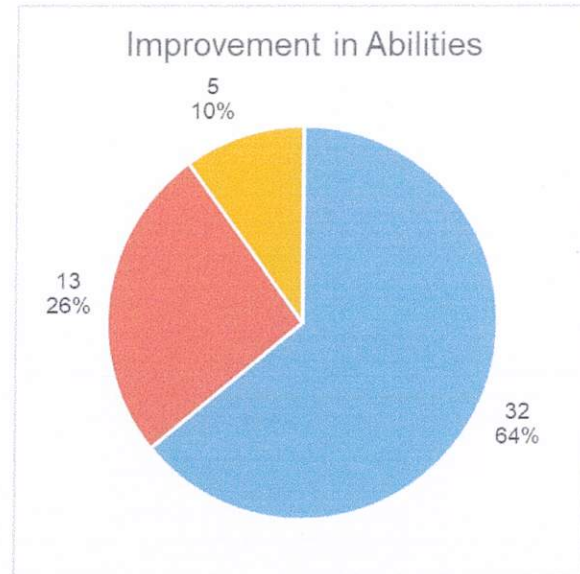
Ranking	Response
5	75%
4	25%
3	0%
2	0%
1	0%



**Employer Feedback on Academic Performance and Ambience  
of Institution 2023-24**

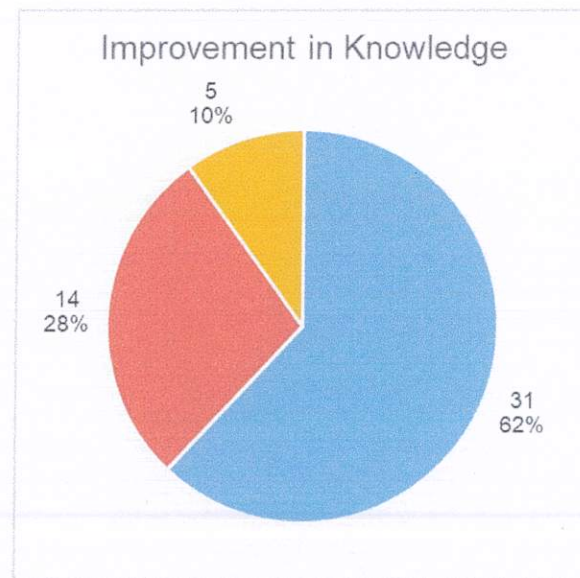
1) Please rate the achievement of the following learning values through curriculum KSA framework [Abilities]?

Rating	Response
5	64%
4	26%
3	10%
2	0%
1	0%



2) Please rate the achievement of the following learning values through curriculum KSA framework [Knowledge]?

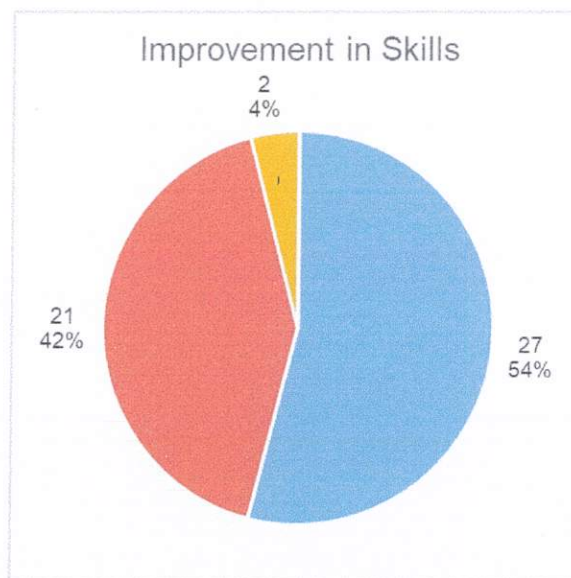
Rating	Response
5	62%
4	28%
3	10%
2	0%
1	0%



**Employer Feedback on Academic Performance and Ambience  
of Institution 2023-24**

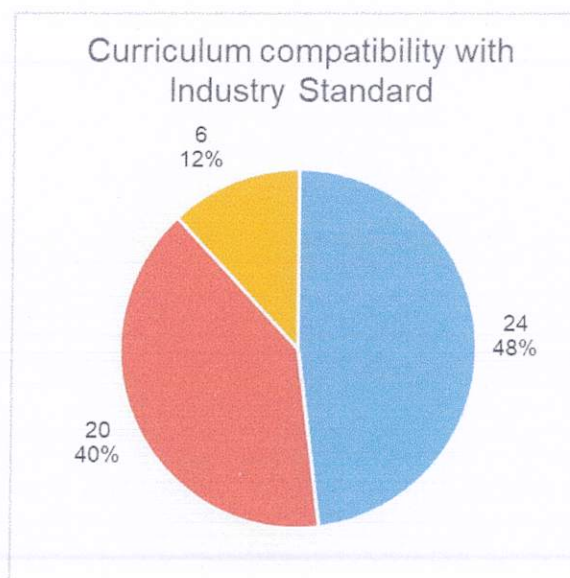
3) Please rate the achievement of the following learning values through curriculum KSA framework [Skills]

Ranking	Response
5	54%
4	42%
3	4%
2	0%
1	0%



4) Rate the SPPU curriculum to be compatible with the industry standard. ( 5 being the Highest and 1 being the lowest )

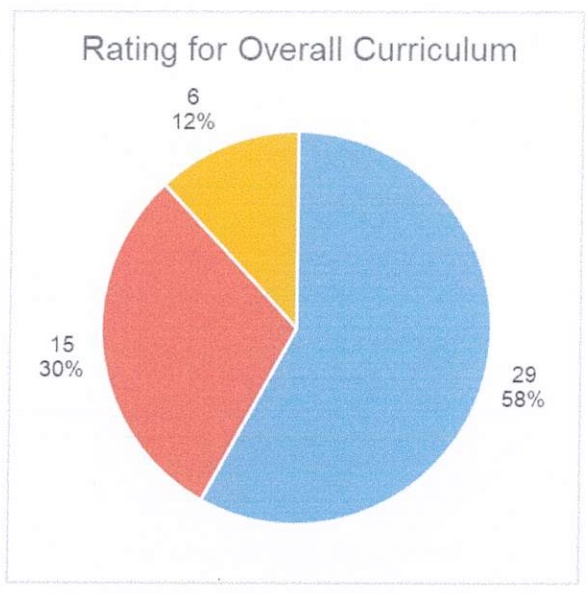
Ranking	Response
5	48%
4	40%
3	12%
2	0%
1	0%



**Employer Feedback on Academic Performance and Ambience  
of Institution 2023-24**

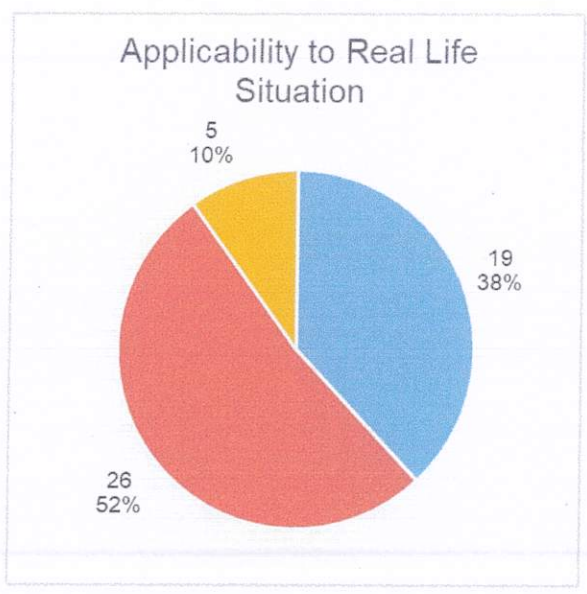
7) Give Overall rating for the curriculum ( 5 being the Highest and 1 being the lowest ).

Ranking	Response
5	58%
4	30%
3	12%
2	0%
1	0%



8) Please rate the sufficiency of SPPU curriculum in the context of application to real life situation ( 5 being the Highest and 1 being the lowest ).

Ranking	Response
5	38%
4	52%
3	10%
2	0%
1	0%

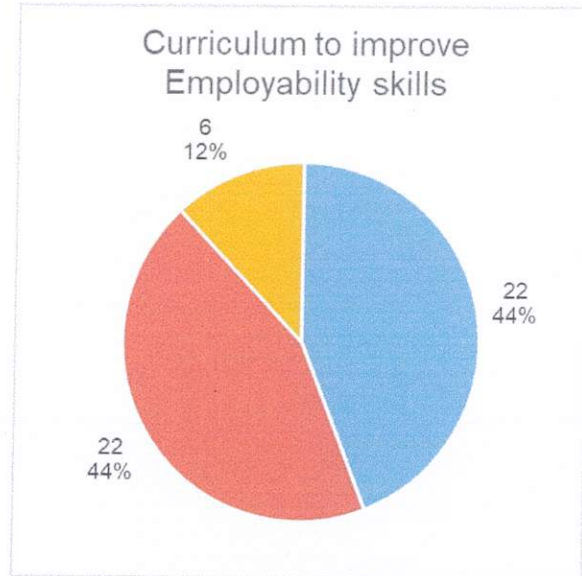




**Employer Feedback on Academic Performance and Ambience  
of Institution 2023-24**

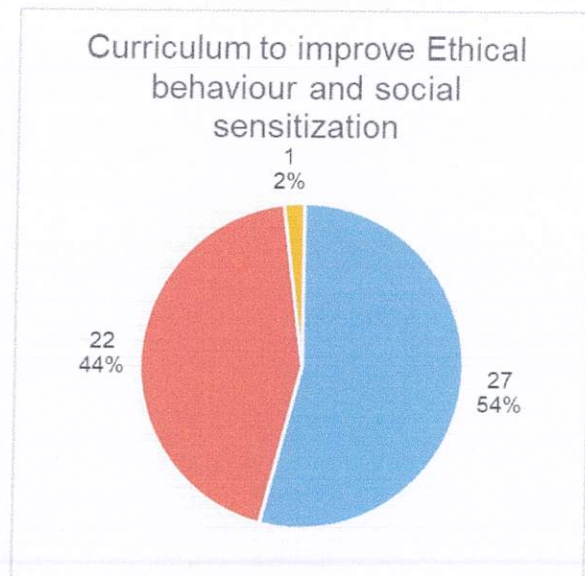
5) Rate curriculum in the context of employability enhancement of students. ( 5 being the Highest and 1 being the lowest ).

Ranking	Response
5	44%
4	44%
3	12%
2	0%
1	0%



6) How do you rate the SPPU curriculum in terms of ethical behaviour and social sensitization ( 5 being the Highest and 1 being the lowest )

Ranking	Response
5	54%
4	44%
3	2%
2	0%
1	0%



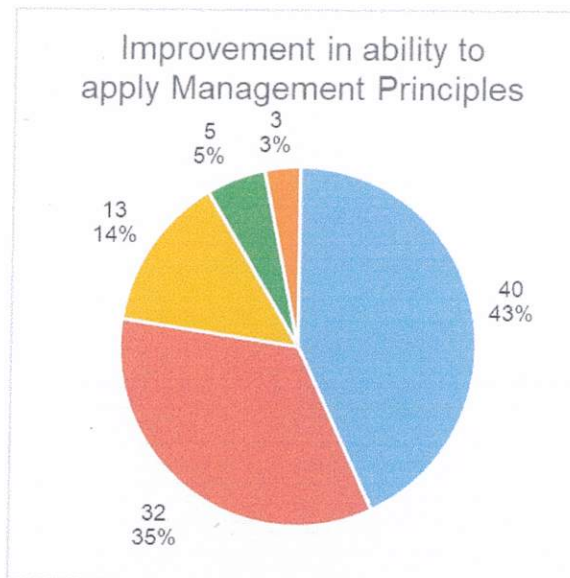




**Alumni Feedback on Academic Performance and  
Ambience of Institution 2023-24**

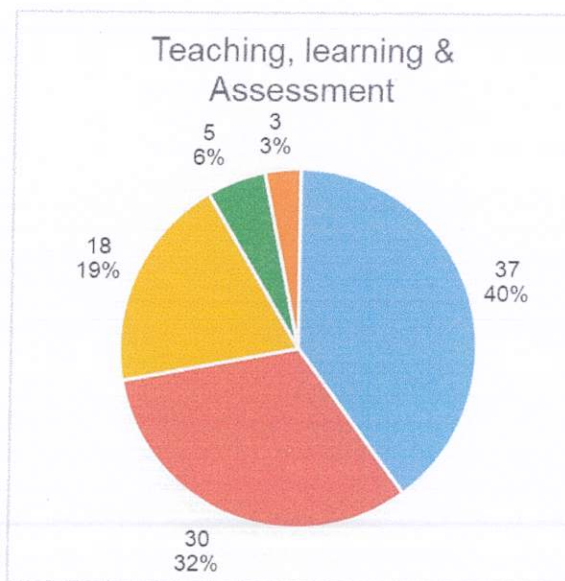
*1) Ability to apply knowledge of Management lessons practically (in personal life / job / business)?*

Rating	Response
5	43%
4	34%
3	14%
2	5%
1	3%



*2) Teaching, learning & Assessment?*

Rating	Response
5	40%
4	32%
3	19%
2	5%
1	3%

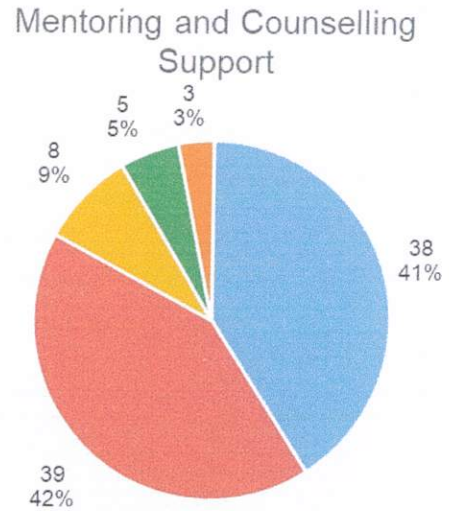




**Alumni Feedback on Academic Performance and  
Ambience of Institution 2023-24**

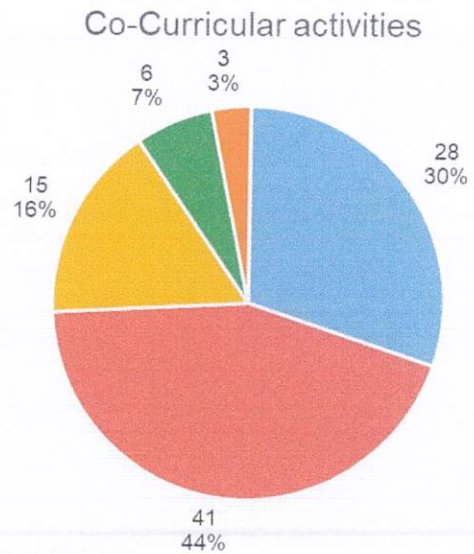
**3) Mentoring and Counselling Support**

Ranking	Response
5	41%
4	42%
3	9%
2	5%
1	3%



**4) Co-Curricular activities (Value added  
Certifications/Workshop/Conference/Placem  
ent Training)**

Ranking	Response
5	30%
4	44%
3	16%
2	6%
1	3%

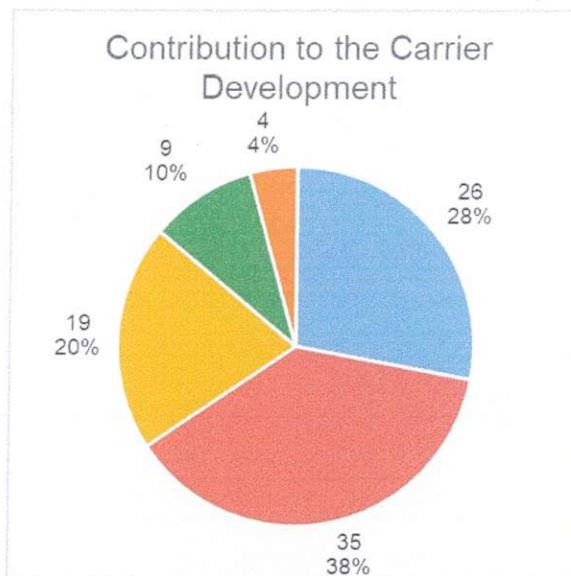




## Alumni Feedback on Academic Performance and Ambience of Institution 2023-24

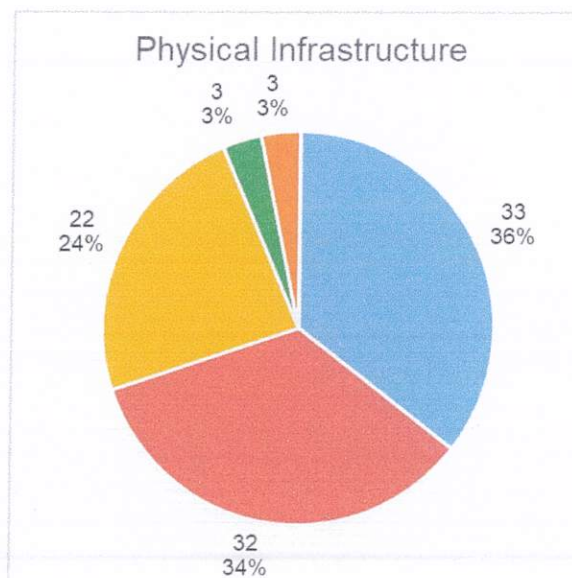
### 5) Rate overall contribution of the Institution in your Career Development

Ranking	Response
5	28%
4	38%
3	20%
2	10%
1	4%



### 6) Physical Infrastructure

Ranking	Response
5	35%
4	34%
3	24%
2	3%
1	3%

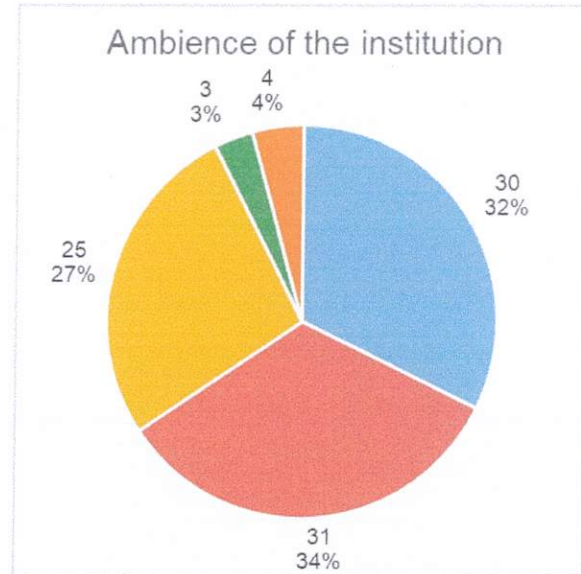




## Alumni Feedback on Academic Performance and Ambience of Institution 2023-24

### 7) Ambience of the institution

Ranking	Response
5	32%
4	33%
3	27%
2	3%
1	4%



Prof. Vivekanand Gaiwad, Assistant Professor,	Dr. Sarang Dani, IQAC	Dr. Shubhangee Ramaswamy, Incharge Director
Prepared by	Reviewed by	Approved by